



NSPIRE

Get Ready Session July 16, 2024

Email NSPIRE@hud.gov with NSPIRE questions.

Follow REAC on X (formerly Twitter): [@HUDREAC](https://twitter.com/HUDREAC)



NSPIRE HCV Policy

**Dana Kitchen, Program Analyst
Office of Policy and Partnerships
Real Estate Assessment Center (REAC)**

**HUD REAC Webinar
May 28, 2024**





Introduction to NSPIRE for HCV



- National Standards for the Physical Inspection of Real Estate (**NSPIRE**)
 - Final Rule May 11, 2023
 - Final (current) Standards June 22, 2023
- Replaces Uniform Physical Conditions Standards (UPCS) for Public Housing
- Redefines Housing Quality Standards (HQS) for Housing Choice Voucher (HCV) programs
- Updates HUD's 20+ year old physical inspection models
- Prioritizes health, safety, and functional and structural defects
- Puts the focus on the areas that impact residents the most
- Better aligns inspection standards across HUD Housing



HCV Administrative Notice



- HUD gave PHAs the option to extend NSPIRE compliance for Voucher programs until October 1, 2024, through a Federal Register Notice (88 FR 66882) on September 28, 2023
- HUD implemented NSPIRE for Housing Choice Voucher (HCV) programs, including the Project-Based Voucher (PBV) program (and Section 8 Moderate Rehabilitation (Mod Rehab) program by reference), through Administrative Notice (Notice PIH 2023-28) on September 29, 2023
 - Details about the extended compliance date and option for PHAs to retain HQS as previously defined as their inspection standard until October 1, 2024
 - Additional administrative procedures for NSPIRE implementation in the Voucher programs



HUD Notification of Continued Use of HQS



- PHAs were required to notify HUD of HQS retention by emailing NSPIREV_AlternateInspection@hud.gov (and cc'ing their Field Office representative):
 - PHA Name
 - PHA Code
 - A statement that HQS, or other HUD-approved alternative method, will continue to be used
 - The date they plan to implement NSPIRE
- PHAs were required to send this notification by **NOVEMBER 15, 2023**
 - If you have not yet sent your notification in and you are not using NSPIRE, you are out of compliance. Please send your notification in as soon as possible.



HUD Notification of Implementation of NSPIRE



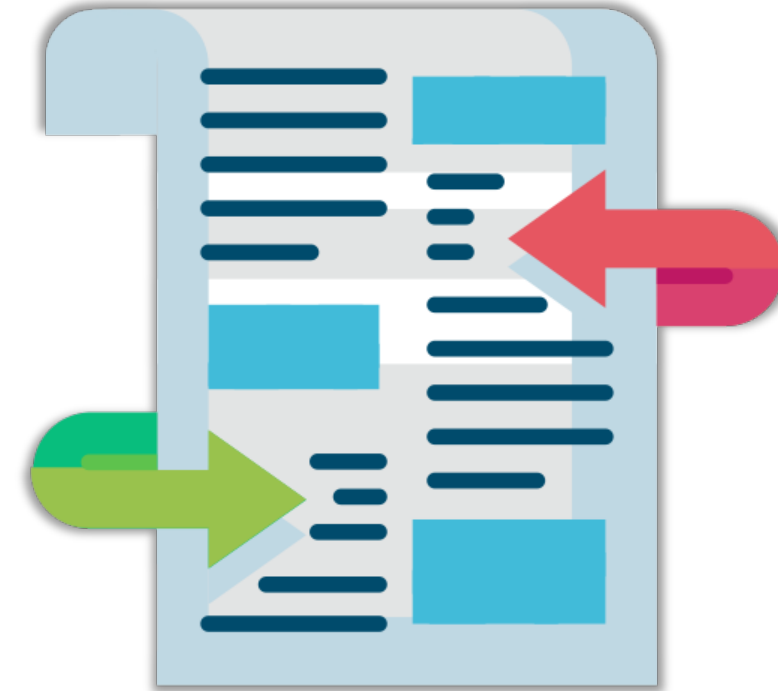
- PHAs are also required to notify HUD when they do implement NSPIRE if after October 1, 2023, but before October 1, 2024.
- So, any PHA that previously declared their plans to continue HQS will also need to let HUD know when they do finally implement NSPIRE by emailing NSPIREV_AlternateInspection@hud.gov and cc'ing their Field Office representative with the following:
 - PHA Name
 - PHA Code
 - A statement that NSPIRE will now be implemented and when or has been implemented and when




NSPIRE Final Rule



- Established NSPIRE as the unified inspection protocol for HUD Housing
- HUD will update NSPIRE Standards every three years through Federal Register notice allowing opportunity for public comment
- “Affirmatives” now in regulation for all HUD Housing (previously “acceptability criteria” for HCV)
- New nomenclature for health and safety deficiencies: Life-threatening, Severe, Moderate, Low
- Aligns all NSPIRE standards with HOTMA's Life-Threatening List
- Other specifics for Public Housing and Multifamily Housing



Standards Notice



- Published on June 22, 2023 ([Federal Register](#))
- Includes the H&S classifications of Life-threatening, Severe, Moderate, and Low
- Designates the three inspectable areas: Unit, Inside, and Outside.
- Eight critical focus areas

Core Health & Safety Focus

The eight focus areas are critical to the habitability and safety of residents





Unchanged for HCV



- Types of inspections (initial, periodic, special, turnover, other)
- Timing of inspections (annual, biennial, triennial, sampling for PBV)
- Who conducts inspections (PHAs, Contractors, Independent Entity)
- Allowance for HUD-approved Variations (for local codes or conditions)
- Alternative Inspection Methods (inspections of other types of housing assistance)
- Special Housing Types (24 CFR Part 982 Subpart M)
- Enforcement of Housing Assistance Payments (HAP) Contract
- Enforcement of Family Obligations

Few Changes for HCV

- Established "Inspectable Areas"
 - Unit, Inside, Outside
- New categories for health and safety (H&S) deficiencies
 - Life-threatening, Severe, Moderate, Low
- Standards are different
 - Removed Site and Neighborhood requirements for inspections
 - Things like excessive noise, air pollution, traffic, etc.
 - HOTMA Life-Threatening List is mandatory.
 - Enhanced standards for many of the critical health areas (e.g., HVAC, mold, infestation, fire safety).
 - Implemented congressional changes (e.g., smoke detectors, carbon monoxide).
 - Provided a much more detailed process for inspectors for how conduct and inspection and observe each standard and deficiency.



HCV Timeframes for Correction



Life-Threatening Deficiencies require correction within 24 hours of notification.



Severe and Moderate Deficiencies require correction within 30 days (or PHA approved extension).



Low Deficiencies do not require correction in Voucher programs. For information purposes only (similar to previous "Pass with Comment").



Debunking Myths of HCV



- **PHAs can begin anytime:** The Standards have been available since their release and NSPIRE HQS inspections could have begun as soon as inspectors became familiar with these Standards and all administrative work was completed. There is no special technology needed and PHAs can proceed as they did with previously defined HQS.
- **No Scoring:** HQS inspections remain Pass/Fail under NSPIRE.
- **H&S Determinations:** Only Life-Threatening conditions require 24-hour correction. Non-life-threatening, or Severe and Moderate, deficiencies require a 30-day correction (or a PHA reasonable extension). Low deficiencies do not require a correction and do not result in a Fail (for information purposes only).
- **Self-Inspections:** No such requirement for HCV, PBV, or Mod Rehab programs.
- **Reporting:** Voucher program inspection results are not reported to HUD (except to the extent required by 50058 data or SEMAP data, and if requested by HUD).



Debunking Myths of HCV



- **Scope of Inspections:** Only the assisted unit, or unit to be assisted, and the inside common areas and outside/exterior areas servicing the unit need be inspected. This would include the paths of travel for the tenant, the utility rooms servicing the unit, any common areas they would or could access, etc.
- **State and Local Codes:** State and local codes are not part of the inspection for Voucher programs (unless approved as Variations by HUD). This isn't a whichever is stricter situation. Inspectors are only to inspect for NSPIRE standards in the voucher programs, not the local requirements in addition.
- **App for NSPIRE:** HUD's app for Voucher programs is not planned to be a centralized program and will not collect and store data.



What's Next for HCV?



- **HQS Guidebook Chapter ---- Coming Soon! 😊**
- **Inspection Criteria Variations**
 - If still using HQS as previously defined, PHAs can continue to use any HUD-approved variations to HQS (except for unvented, fuel-burning space heaters), but all variations to NSPIRE Standards will need to be approved by REAC prior to implementation.
 - Any local housing codes or conditions are Variation requests, whether individual, multiple, or entire codes or variations to NSPIRE/HQS.
- **Alternative Inspection Methods**
 - These are inspection methods used for other housing assistance types that PHAs want to rely on for voucher programs. PHAs must have any HUD-approved Alternative Inspection Methods re-reviewed by REAC (except those already pre-approved by regulation).
- **Voucher App for NSPIRE ---- Coming Soon! 😊**
- **Training**
 - HUD will be hosting its first **NSPIRE Get Ready Session for HCV** in DC on July 16, 2024. Please watch your email blasts and HUD Newsletters for how to register to attend in person or virtually.

Resources and Training

- **HCV Tool/Checklist for NSPIRE**

- HUD's NSPIRE checklist for voucher inspections has been posted to the website since September 2023 (https://www.hud.gov/program_offices/public_indian_housing/react/nspire).

- **Training**


- **BRAND NEW!!!** *HCV Inspector training is now available on HUD Exchange* (<https://www.hudexchange.info/programs/public-housing/nspire-standards-how-to-inspect/>).
- This webinar will be posted after airing.

- **Other Important NSPIRE Resources**

- NSPIRE Notices: https://www.hud.gov/program_offices/public_indian_housing/react/nspire/notices
- NSPIRE Main Website: https://www.hud.gov/program_offices/public_indian_housing/react/nspire
- Email: NSPIRE@hud.gov

HCV Inspector training is now available as text and video format

 HVAC This video reviews how to properly inspect heating, ventilation, and air conditioning (or HVAC), which are the systems that provide thermal comfort and acceptable indoor air quality. View the Video	 Infestation This video reviews how to properly inspect for infestations. Pests are animals with potential impacts on resident health and safety. View the Video	 Lighting - Auxiliary This video reviews how to properly inspect auxiliary lighting that is essential to safety in the event of primary power supply failure. View the Video	 Lighting - Exterior This video reviews how to properly inspect exterior lighting, or fixed artificial lighting used to illuminate exterior areas, such as entryways, parking lots, and stairwells. View the Video
 Lighting - Interior This video reviews how to properly inspect interior lighting, or permanently installed light fixtures that provide illumination for interior spaces. View the Video	 Mold-Like Substance This video reviews how to properly inspect for mold-like substances, which refer to regular or irregular patches or spots on surfaces and sometimes are identified as mildew. View the Video	 Sink This video reviews how to properly inspect sinks, or basins, with hardware designed to dispense and hold clean water and discharge wastewater. View the Video	 Smoke Alarm This video reviews how to properly inspect smoke alarms, or self-contained devices that detect the presence of smoke and produce an audio or visual signal to alert of a possible fire. View the Video





NSPIRE

Questions and Resources

Email NSPIRE@hud.gov with NSPIRE questions.

Follow REAC on X (formerly Twitter): [@HUDREAC](https://twitter.com/HUDREAC)



National Standards for the Physical Inspection of Real Estate (NSPIRE) – Standards and Protocols

Real Estate Assessment Center (REAC)

May 28, 2024

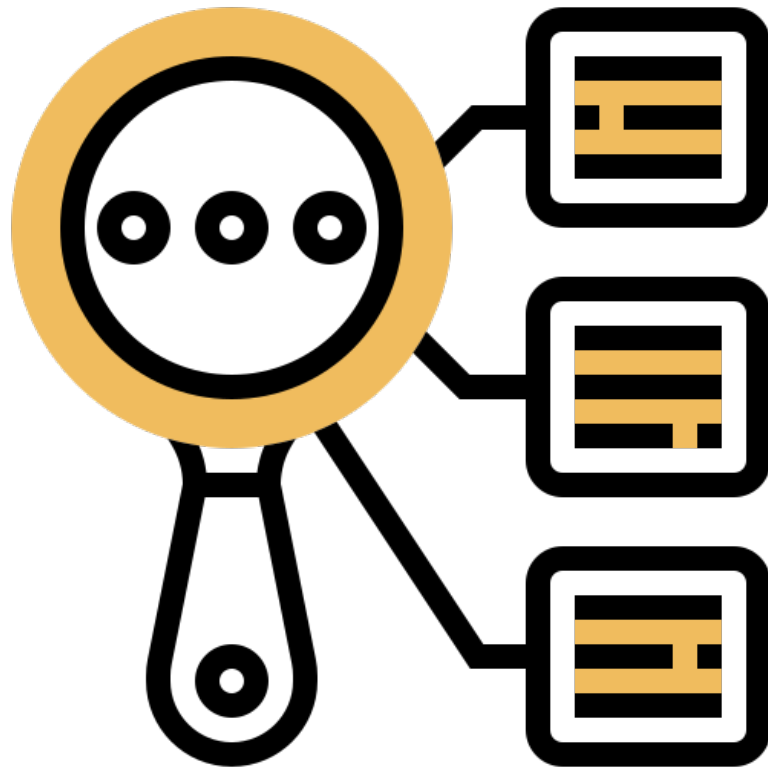




NSPIRE

Standards for Vouchers

Standards Notice



The Standards Notice detailed inspectable items at HUD-assisted and Multifamily-insured properties. This includes a classification of which conditions are considered life-threatening, severe, moderate, or low-risk by item and inspectable area. HUD will subsequently update these Standards through future Federal Register notices at least once every 3 years with an opportunity for public comment and feedback.

- Published on June 22, 2023
- Full Standards Notice found on the [Federal Register](#)
- REAC web versions should be duplicates of FRN Attachment



Changes from HQS to NSPIRE



Mastering the NSPIRE standards will require learning a new framework

- **More Emphasis on:**
 - Health, safety, and functional defects
 - Areas that impact residents – their units
- **Less Emphasis on:**
 - Condition and appearance defects
 - Inspectable areas outside units
- **Objective Deficiency Criteria**
 - Removed subjective deficiency criteria
 - Less inspector discretion

H&S Determinations



Life Threatening



Deficiencies that, if evident in the home or on the property, present a high risk of death or severe illness or injury to a resident.

Severe



Deficiencies that, if evident in the home or on the property, present a high risk of permanent disability, or serious injury or illness, to a resident; or the physical security or safety of a resident or their property would be seriously compromised.

Moderate



Deficiencies that, if evident in home or on property, present a moderate risk of an adverse medical event requiring a healthcare visit; cause temporary harm; or if left untreated, cause or worsen a chronic condition that may have long-lasting adverse health effects; or that the physical security or safety of a resident or their property could be compromised.

Low



Deficiencies critical to habitability but not presenting a substantive health or safety risk to residents.

Inspectable Areas



Unit

A “Unit” of housing refers to the interior components of an individual dwelling, where the resident lives.

Inside

“Inside” refers to the common areas and building systems within the building interior and are not inside a unit. This could include interior laundry facilities, workout rooms, etc.

Outside

“Outside” refers to the building site, building exterior components, and any building systems located outside of the building or unit. This includes things like sidewalks, parking lots, and retaining walls.

Unit



Inside

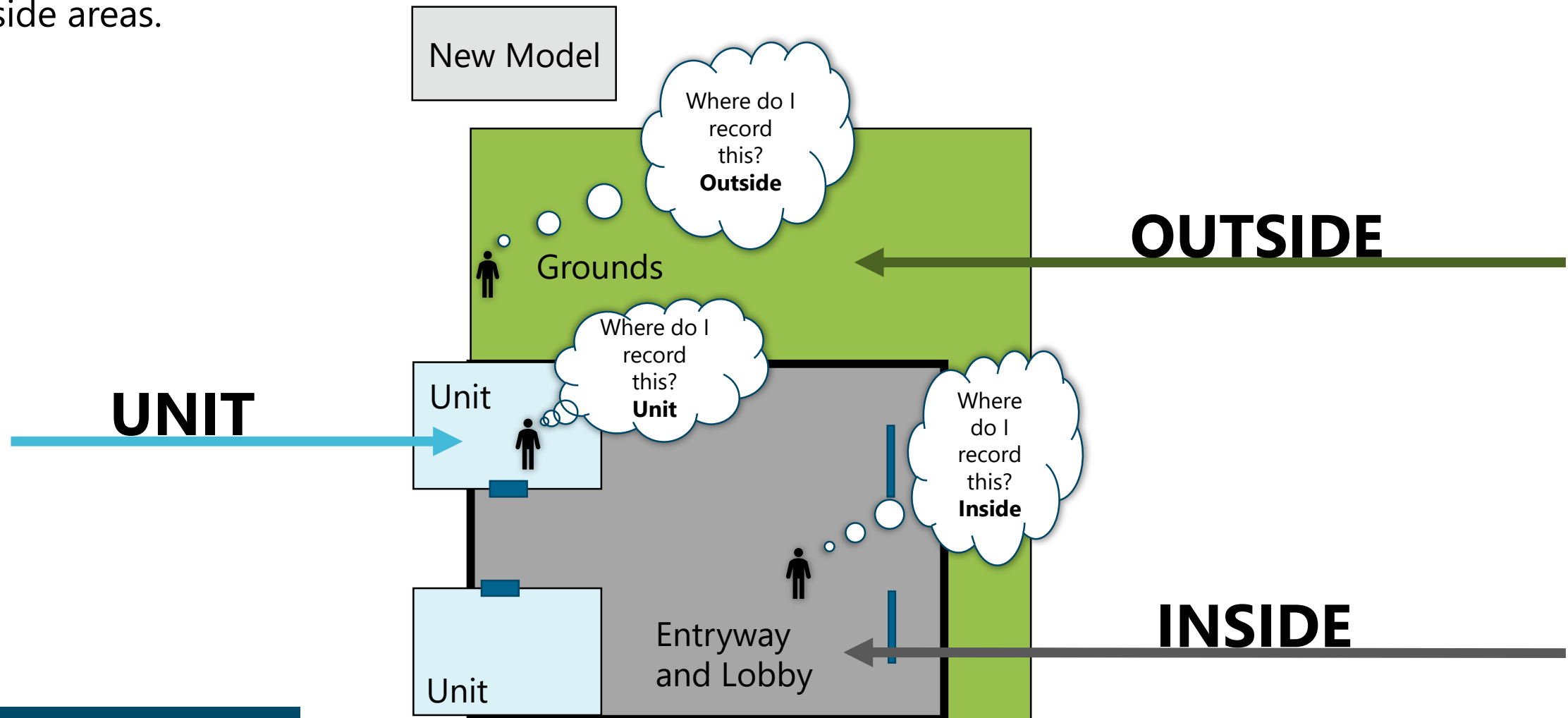


Outside



Inspectable Areas Cont.

The model below illustrates the appropriate inspectable areas, which includes the unit, inside, and outside areas.



Core Health & Safety Focus



The eight focus areas are critical to the habitability and safety of residents



Addressing Fire Safety



NSPIRE improves fire safety standards in several ways from HQS



- ✓ Implementation of National Fire Protection Association (NFPA) 72
- ✓ Minimum temperature requirement
- ✓ Permanent heating source requirement
- ✓ Prohibition of unvented space heaters
- ✓ New fire sprinkler defects related to the proper functioning of these systems
- ✓ GFCIs, AFCIs, CO alarms, dryer exhaust, and electrical outlets
- ✓ More stringent & specific fire door requirements

Addressing Fire Safety Cont.

NSPIRE conforms with (NFPA 72)

- NFPA 72 is the preeminent national standard for smoke alarms and fire and existing Housing Quality Standards for vouchers align with this standard

NSPIRE Smoke Alarm Standards Conform with 2019 NFPA 72 Requiring:

At least one working smoke alarm installed on every level of property



At least one working smoke alarm installed outside every sleeping area



At least one working smoke alarm installed inside each sleeping area



- Lack of conformance with the NSPIRE smoke alarm standard requires mitigation within 24 hours

Within two years new smoke alarm requirements will be in effect

- Should be hardwired or sealed 10yr battery unit – December 2024



Addressing Fire Safety Cont.



Properly functioning and safe heating systems are critical to maintain healthy unit temperatures and prevent fires in public housing

Housing Opportunity through Modernization Act directed HUD to set minimum temperature standards

- PIH Notice 2018-19 set a minimum heating temperature standard for public housing
- The PIH notice set 68 degrees, which is carried over into NSPIRE

NSPIRE Standards contain the heating source & space heater requirements

Addressing Fire Safety Cont.

Properly functioning fire doors are critical to slow the spread of an active fire in buildings

Fire doors have been addressed in NSPIRE with a standard specific to fire doors

Under HQS fire doors were inspected and cited with other non-fire doors

The fire door standard details the specific function, operability and structural integrity requirements for fire doors

Defects and deficiency criteria will be based on research and discussions with fire safety professionals



Addressing Fire Safety Cont.

Fire sprinklers are critical for the suppression of fires

NSPIRE has
new defects and
criteria

1

Deficiency criteria is more detailed and objective

2

New deficiency for obstruction of the spray area

3

Some deficiencies have elevated severity levels



Additional Fire Safety Items



New Electrical Life Safety Deficiencies include:

Ground Fault Circuit
Interrupters

Arc Fault Circuit
Interrupters

Properly Wired Outlets

Grounded Outlets

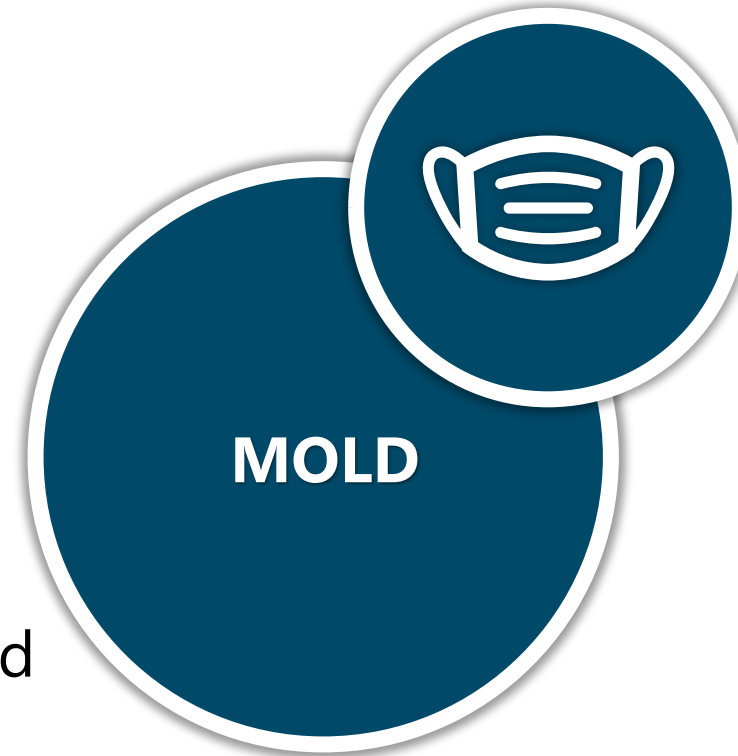
Water safety in the NSPIRE Final Rule

- HUD recognizes the EPA is the government agency tasked with testing and measuring water quality
- HUD will collect information on local water outages or water quality alerts
- HUD will record observations of lead water service lines in HUD assisted properties

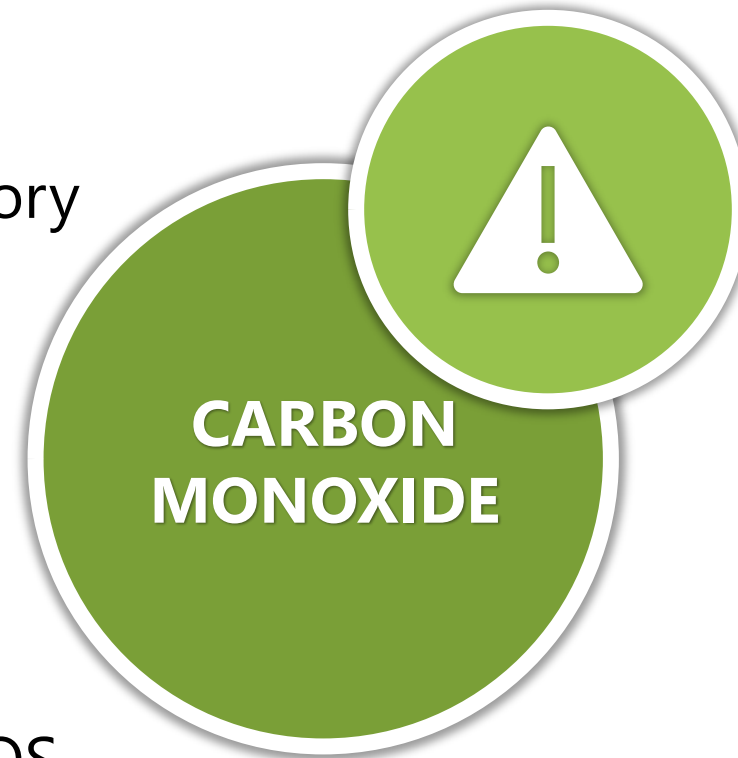


NSPIRE takes a comprehensive approach to mold and moisture

- Objective and measurable mold deficiency criteria that recognizes different severity levels
- The mold standard also contains a deficiency for ventilation or dehumidification of bathrooms
- The leak standard contains multiple deficiencies with specific criteria to capture a broad range of plumbing and environmental leaks
- NSPIRE **requires the use of moisture meters** and **recommends the use of infrared cameras** during inspections



- Transitioning from a survey question to an enforceable standard
- 2021 Consolidated Appropriations Act included a statutory requirement for CO alarms to be installed with the requirements of the 2018 International Fire Code
 - Effective date of requirement is December 27, 2022
 - Chapters 9 & 11 of the 2018 IFC contain the specific installation requirements & are available free online
- REAC notice published December 27, 2022, for the implementation of the CO requirements within UPCS/HQS before the NSPIRE final rule is published and effective
- Decision tree for CO installation guidance published to NSPIRE website December 27, 2022. **Look for Update**



Addressing Infestation

NSPIRE infestation standards include:

- Objective deficiency criteria
 - Specific observed numbers of pests result in different severity levels
- NSPIRE allows alternative correction options and longer time frames for properties using industry best practices
 - An example of best practices would be integrated pest management



Addressing Lead-Based Paint

NSPIRE has a different approach than UPCS

- Current lead-based paint standard
 - Incorporates requirements from HUD's Lead Safe Housing Rule regulations for the voucher program
 - In buildings constructed before 1978, inspector will perform a visual assessment for deteriorated paint in units with children under age 6
 - NSPIRE does not replace HUD's safe lead requirements





Affirmative Requirements – Kitchen and Bathroom



The table below contains affirmative habitability requirements (new standards/defects) for the kitchen and bathroom:

Standard		New Affirmative Requirement (Deficiency)
Bathtub and Shower	➡	Bathtub or shower cannot be used in private
Cabinet and Storage	➡	Food storage space is not present
Cooking Appliance	➡	Primary cooking appliance is missing
Food Preparation Area	➡	Food preparation area is not present
Lighting – Interior	➡	At least one permanently installed light fixture is not present in the kitchen and bathroom
Refrigerator	➡	Refrigerator is missing
Sink	➡	<ul style="list-style-type: none">• Cannot activate or deactivate hot and cold water• Sink is missing or not installed within the primary kitchen

Affirmative Requirements (Cont.)



Standard		New Affirmative Requirement (Deficiency)
Carbon Monoxide Alarm	➔	Carbon monoxide alarm is missing, not installed, or not installed in a proper location
Heating, Ventilation, and Air Conditioning	➔	<ul style="list-style-type: none"> The inspection date is on or between October 1 and March 31 and the permanently installed heating source is not working or the permanently installed heating source is working and the interior temperature is below 64 degrees Fahrenheit. The inspection date is on or between October 1 and March 31 and the permanently installed heating source is working and the interior temperature is 64 to 67.9 degrees Fahrenheit. Unvented space heater that burns gas, oil, or kerosene is present. The inspection date is on or between April 1 and September 30 and a permanently installed heating source is damaged, inoperable, missing, or not installed.
Guardrail	➔	Guardrail is missing or not installed
GFCI/AFCI – Outlet or Breaker	➔	An unprotected outlet is within six feet of a water source
Handrail	➔	Handrail is missing (evidence of prior installation)
Minimum Electrical and Lighting	➔	At least two (2) working outlets are not present within each habitable room OR At least one (1) working outlet and one (1) permanently installed light fixture is not present within each habitable room.
Smoke Alarm	➔	Smoke alarm is not installed where required



NSPIRE Standards Webpage



You can find the standards on the NSPIRE Standards web page:

This web page provides:


- Ability to view the standards and download:
 - Single standards
 - All standards in a zip file
- Guidance for navigating the standards

Final Standards

STANDARDS	Inspectable area(s) standard applies to:		
	Unit	Inside	Outside
Address and Signage Standard			Y
Bathtub and Shower Standard	Y	Y	
Cabinet and Storage Standard	Y	Y	
Call-for-Aid System Standard	Y	Y	
Carbon Monoxide Alarm Standard	Y	Y	
Ceiling Standard	Y	Y	
Chimney Standard	Y	Y	Y

To help inspectors, quality control reviewers, and other stakeholders understand the terminology and layout of the NSPIRE standards, HUD developed a standards template guide to provide:

- Terminology
- Layout of the standards
- An overview of each component section of a standard, from front to back



U.S. DEPARTMENT OF HOUSING AND URBAN DEVELOPMENT
NSPIRE
NATIONAL STANDARDS FOR THE PHYSICAL INSPECTION OF REAL ESTATE

NATIONAL STANDARDS FOR THE PHYSICAL INSPECTION OF REAL ESTATE

TITLE: States the title of the standard

VERSION: States the version of the standard (e.g., VI.3)

DATE PUBLISHED: Lists the date the version of the standard was published (e.g., 7/31/20)

DEFINITION: Defines the standard

PURPOSE: States the function, use, or purpose the item serves in the built environment, if applicable (i.e., if the standard refers to an item)

NAME VARIANTS: Lists other possible names that refer to the item

COMMON MATERIALS: Lists the most common materials that make up the item (e.g., wood, metal)

COMMON COMPONENTS: Lists the most common components that make up the item (e.g., shower head, faucet, drain)

LOCATION:

<input type="checkbox"/>	Unit	This box is selected if the applicable inspectable area is within the unit
<input type="checkbox"/>	Inside	This box is selected if the applicable inspectable area is within the interior area, but not the unit itself (e.g., common areas)
<input type="checkbox"/>	Outside	This box is selected if the applicable inspectable area is outside the dwelling

MORE INFORMATION: States additional information that is relevant to the item

DEFICIENCY 1: Lists the deficiency applicable to the standard. Below, the boxes are selected to define whether the specific deficiency applies to the Unit, Inside, or Outside inspectable areas.

LOCATION: Unit Inside Outside

Deficiencies - Inspection Process



Example Standard: Address, Signage

U.S. DEPARTMENT OF HOUSING AND URBAN DEVELOPMENT		NSPIRE		NATIONAL STANDARDS FOR THE PHYSICAL INSPECTION OF REAL ESTATE	
DEFICIENCY I — OUTSIDE:	ADDRESS, SIGNAGE, OR BUILDING IDENTIFICATION CODES ARE BROKEN, ILLEGIBLE, OR NOT VISIBLE.				
DEFICIENCY CRITERIA:	Address or building identification codes are broken, illegible, or not visible.				
HEALTH AND SAFETY DETERMINATION:	Moderate	The Moderate Health and Safety category includes deficiencies that, if evident in the home or on the property, present a moderate risk of an adverse medical event requiring a healthcare visit; cause temporary harm; or if left untreated, cause or worsen a chronic condition that may have long-lasting adverse health effects; or that the physical security or safety of a resident or their property could be compromised.			
CORRECTION TIMEFRAME:	30 days				
HCV PASS / FAIL:	Fail				
HCV CORRECTION TIMEFRAME:	30 days				
INSPECTION PROCESS:					
OBSERVATION:	<ul style="list-style-type: none"> - Look at the property and locate any signage or address. - Look at individual buildings on the property and locate any signage or building identification codes identifying the building. 				
REQUEST FOR HELP:	- None				
ACTION:	- Approach the entrance to the building from the main street, road, or parking area.				
MORE INFORMATION:	- None				



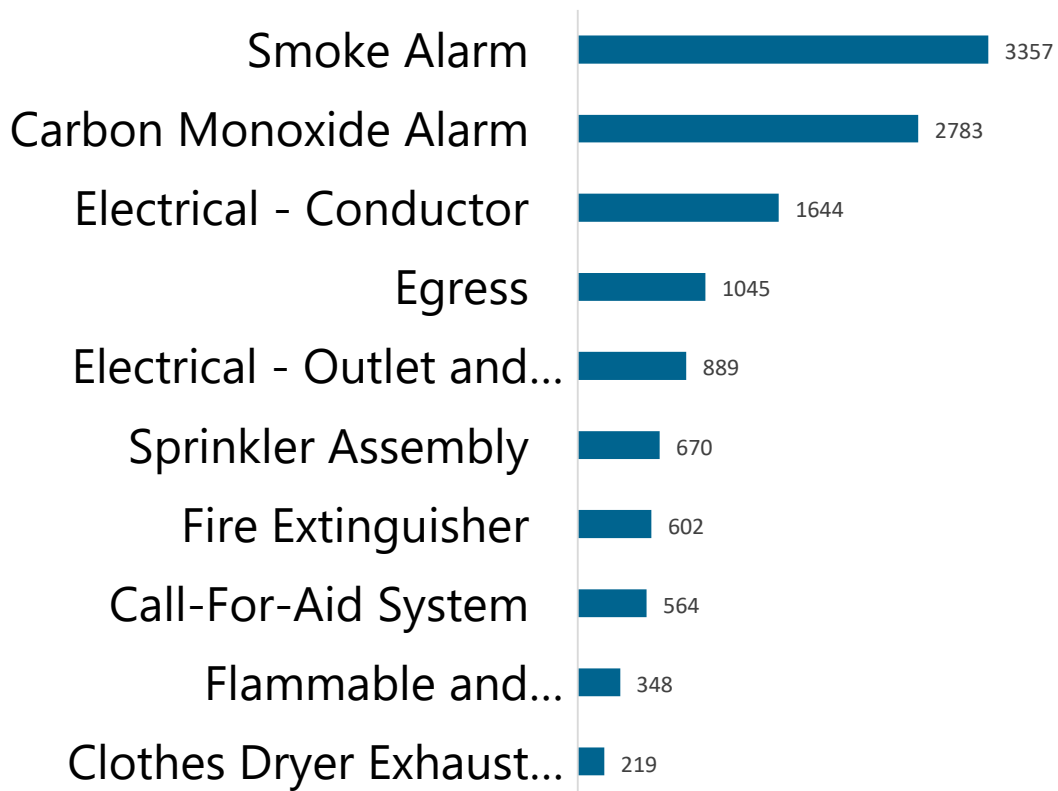
Each deficiency includes an Inspection Process section:

- Observation
- Request for Help (e.g., from resident or POA)
- Action
- More Information

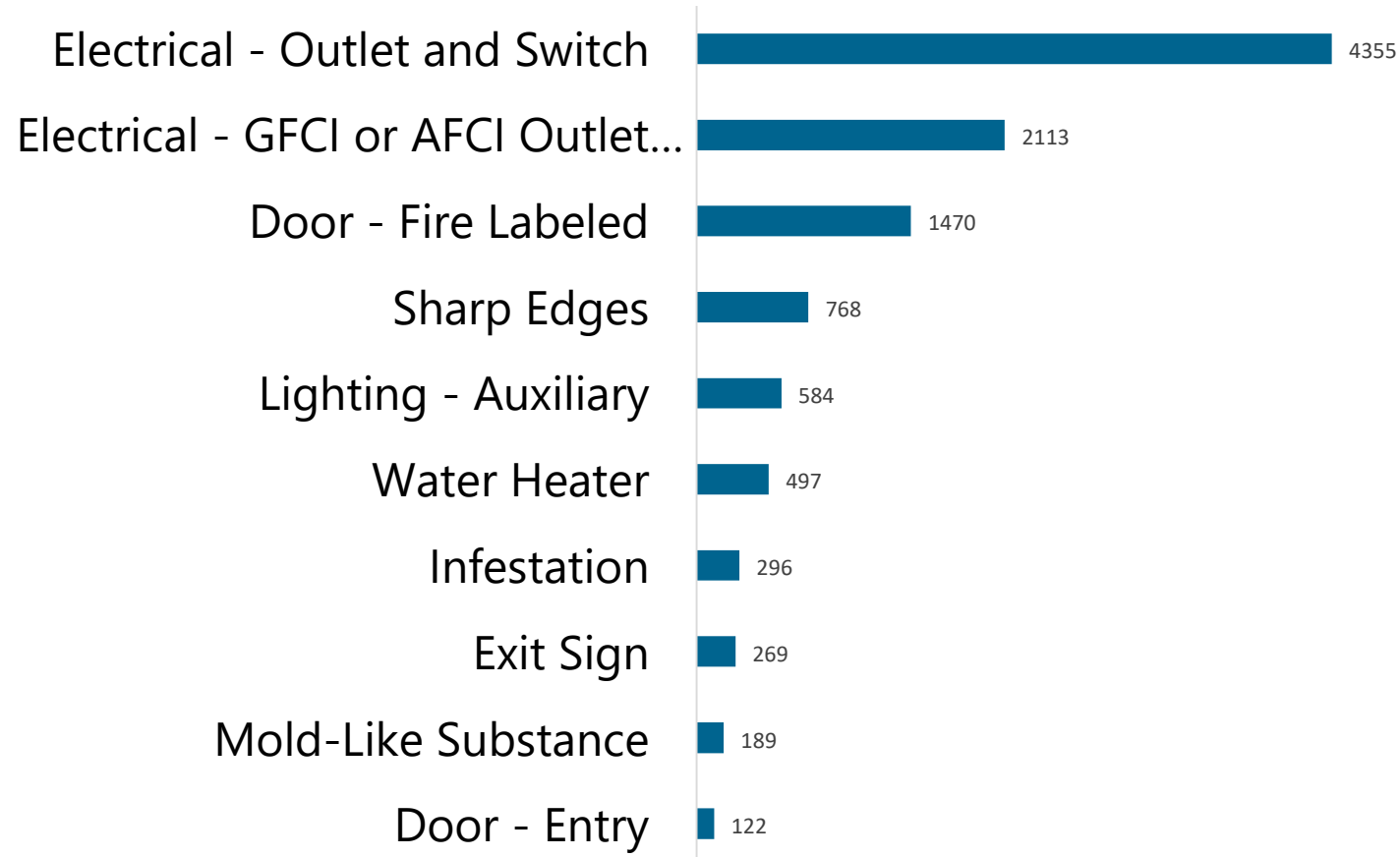
Top Defects Based on Demonstration



Top 10 Most Occurring Life Threatening Defects



Top 10 Most Occurring Severe Defects



Resources and Training

- **NSPIRE/Federal Register Notice**

- <https://www.federalregister.gov/documents/2023/05/11/2023-09693/economic-growth-regulatory-relief-and-consumer-protection-act-implementation-of-national-standards>

- **2018 International Fire Code (IFC)**

- <https://codes.iccsafe.org/content/IFC2018>

- **U.S. Department of Housing and Urban Development (HUD)-Carbon Monoxide Alarms or Detectors in HUD assisted housing properties**

- <https://www.hud.gov/sites/dfiles/PIH/documents/PIH2022-01.pdf>



NSPIRE

Questions & Answers

NSPIRE@hud.gov